# Clack WS1 CI Simplex Water Softener

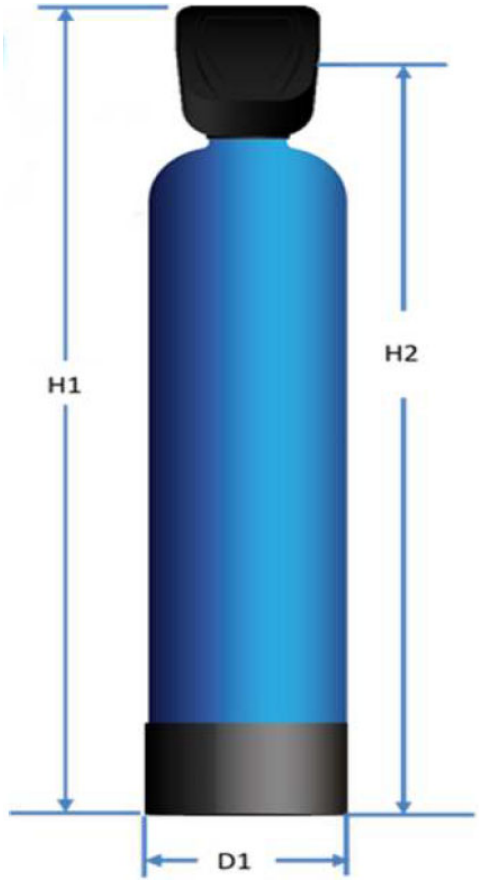

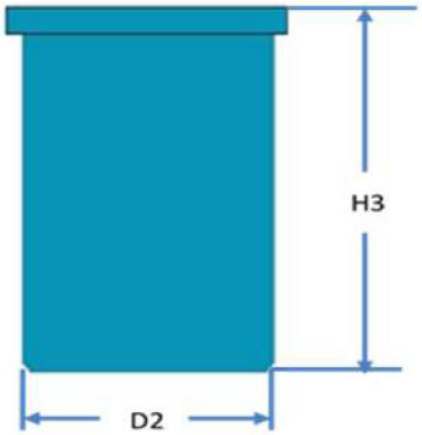


| | | | | | | | | Footprint | | |
|---|---|---|---|---|---|---|---|---|---|---|
| Vessel | Volume | H1 | H2 | H3 | D1 | D2 | Kg | Width | Depth | Height |
| 817 | 10L | 619 | 485 | 450 | 215 | 320sq | 26 | 545 | 320 | 619 |
| 735 | 14L | 1078 | 944 | 450 | 190 | 320sq | 28 | 545 | 320 | 1078 |
| 835 | 20L | 1078 | 944 | 450 | 215 | 320sq | 39 | 545 | 320 | 1078 |
| 935 | 25L | 1092 | 958 | 450 | 233 | 320sq | 40 | 545 | 320 | 1092 |
| 1035 | 30L | 1078 | 944 | 950 | 268 | 365x430 | 53 | 633 | 430 | 1078 |
| 1044 | 40L | 1305 | 1171 | 950 | 268 | 365x430 | 67 | 633 | 430 | 1305 |
| 1054 | 50L | 1565 | 1431 | 950 | 267 | 365x430 | 80 | 632 | 430 | 1565 |
| 1248 | 60L | 1417 | 1283 | 830 | 315 | 670 | 90 | 685 | 370 | 1417 |
| 1252 | 60L | 1525 | 1391 | 830 | 315 | 670 | 90 | 685 | 370 | 1525 |
| 1354 | 75L | 1571 | 1437 | 980 | 349 | 760 | 115 | 1109 | 760 | 1571 |
| 1465 | 100L | 1870 | 1736 | 920 | 370 | 880 | 158 | 1250 | 880 | 1870 |
| 1465 | 125L | 1870 | 1736 | 920 | 370 | 880 | 183 | 1250 | 880 | 1870 |
| 1665 | 150L | 1862 | 1713 | 1150 | 406 | 880 | 216 | 1286 | 880 | 1862 |

Dimmensions in mm

# Technical Data Sheet

## General Conditions for installation

| | |
|---|---|
| **Inlet & Outlet:** | 1" |
| **Drain connection:** | 3/4" or 1" for DLFC flows over 10 GPM |
| **Electrical rating:** | 230V, 50Hz, 12V transformer |
| **IP protection class:** | Double isolated transformer |
| **Min. inlet pressure:** | 200 kPa (2 bar) |
| **Max inlet pressure:** | 600 kPa (6 Bar) |
| **Mean pressure drop:** | 100 kPa (1 bar) under normal circumstance |
| **Temperature range:** | 5-35˚C |

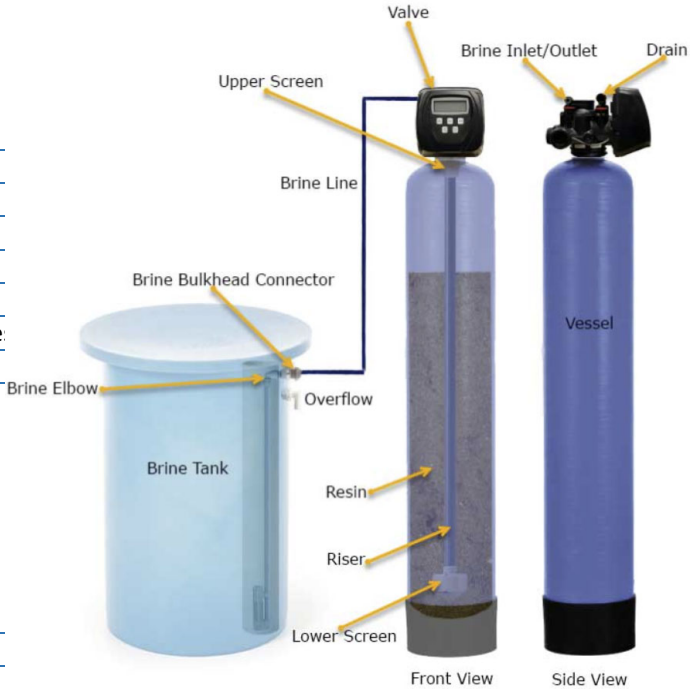


**Notes**

It is recommended to install a 25µ pre-filter.

## Resin

| | |
|---|---|
| **Type:** | Strong acid cation resin, food grade. |
| **Life span:** | 15 years under normal circumstances. |

## **Ion exchange** (for average salt consumption of 150 g/l)

| **Litres of resin** | 10 | 20 | 25 | 30 | 40 | 50 | 60 | 75 | 100 | 125 |
|---|---|---|---|---|---|---|---|---|---|---|
| **Capacity Kg $CaCO_3$** | 0.5 | 1 | 1.25 | 1.5 | 2 | 2.5 | 3 | 3.75 | 5 | 6.25 |
| **$M^3$ @ 300 ppm** | 1.6 | 3.3 | 4.1 | 5 | 6.6 | 8.3 | 10 | 12.5 | 16.6 | 20.8 |
| **Salt used Kg** | 1.5 | 3 | 3.75 | 4.5 | 6 | 7.5 | 9 | 11.25 | 15 | 18.75 |

## Regeneration

Default set to "delayed Regeneration". Start time is 2:00 AM

Options: TIME-VOLUME - IMMEDIATE - DELAYED - DAYS OVERIDE - MANUAL REGENERATION

| **Litres of resin** | 10 | 20 | 25 | 30 | 40 | 50 | 60 | 75 | 100 | 125 |
|---|---|---|---|---|---|---|---|---|---|---|
| **Total time min** | 65 | 65 | 65 | 79 | 71 | 81 | 73 | 75 | 97 | 97 |

The interval beteen regenerations should be no more than 14 days to prevent bacterial growth

At least 8 hours between regenerations is required for the brine solution to form.

## Flow Rate

| **Litres of resin** | 10 | 20 | 25 | 30 | 40 | 50 | 60 | 75 | 100 | 125 |
|---|---|---|---|---|---|---|---|---|---|---|
| **Nominal Flow $M^3/h$** | 0.4 | 0.8 | 1 | 1.2 | 1.6 | 2 | 2.4 | 3 | 4 | 5 |
| **Minimum Flow L/h** | | | | | | 60 | | | | |

## Consumption of Rinse Water

| **Litres of resin** | 10 | 20 | 25 | 30 | 40 | 50 | 60 | 75 | 100 | 125 |
|---|---|---|---|---|---|---|---|---|---|---|
| **Total Effluent** | 143 | 138 | 201 | 238 | 216 | 224 | 316 | 397 | 472 | 455 |

GAPS Water Treatment